

MDF CABINET DOORS and DRAWER FACES ORDER FORM

Great Basin Cabinet, Inc.
 2401 East 24th North - Idaho Falls, ID 83401
 Office 208.542.6013
 Fax 208.542.6093
 Cell 208.313.1242

Date:
www.GreatBasinCabinet.com
Doug@GreatBasinCabinet.com

CUSTOMER INFO		POLICIES
Company Name		All orders will be priced before any work is started. To start an order, we need a <u>Signed Bid Proposal</u> and <u>50% Deposit</u> . Most orders are processed in 3 to 5 working days (from stock material). Time does not start counting until we have both the Deposit and a Signed Bid Proposal. Before an order can be shipped out, we must have payment in full.
Contact Person		
Address		
Phone Number(s)		
Email		
JOB INFO		CUSTOMER IS RESPONSIBLE FOR ALL SHIPPING COSTS. If we have made a mistake, we will move the remake to the front of our production and make every effort to Fix it Fast and Friendly. *If you want your bid done by room, you must complete a separate sheet/ order form for each room.
Project Name		
Room Name*		
ORDER or QUOTE <input type="checkbox"/> QUOTE <input type="checkbox"/> ORDER		
Requested Completion Date		
Other Comments		

MDF CABINET DOORS AND DRAWER FACES										
Door Style 1-17	Panel Style	Outer Edge Detail	Cope Detail	Quantity	Length	Width	Top Rail	Bottom Rail	Left Stile	Right Stile
	<input type="checkbox"/> Raised <input type="checkbox"/> Flat <input type="checkbox"/> Glass <input type="checkbox"/> Slab	<input type="checkbox"/> Bead <input type="checkbox"/> Square	<input type="checkbox"/> Bead <input type="checkbox"/> Square				<input type="checkbox"/> 2.5" <input type="checkbox"/> _____	<input type="checkbox"/> 2.5" <input type="checkbox"/> _____	<input type="checkbox"/> 2.5" <input type="checkbox"/> _____	<input type="checkbox"/> 2.5" <input type="checkbox"/> _____
	<input type="checkbox"/> Raised <input type="checkbox"/> Flat <input type="checkbox"/> Glass <input type="checkbox"/> Slab	<input type="checkbox"/> Bead <input type="checkbox"/> Square	<input type="checkbox"/> Bead <input type="checkbox"/> Square				<input type="checkbox"/> 2.5" <input type="checkbox"/> _____	<input type="checkbox"/> 2.5" <input type="checkbox"/> _____	<input type="checkbox"/> 2.5" <input type="checkbox"/> _____	<input type="checkbox"/> 2.5" <input type="checkbox"/> _____
	<input type="checkbox"/> Raised <input type="checkbox"/> Flat <input type="checkbox"/> Glass <input type="checkbox"/> Slab	<input type="checkbox"/> Bead <input type="checkbox"/> Square	<input type="checkbox"/> Bead <input type="checkbox"/> Square				<input type="checkbox"/> 2.5" <input type="checkbox"/> _____	<input type="checkbox"/> 2.5" <input type="checkbox"/> _____	<input type="checkbox"/> 2.5" <input type="checkbox"/> _____	<input type="checkbox"/> 2.5" <input type="checkbox"/> _____
	<input type="checkbox"/> Raised <input type="checkbox"/> Flat <input type="checkbox"/> Glass <input type="checkbox"/> Slab	<input type="checkbox"/> Bead <input type="checkbox"/> Square	<input type="checkbox"/> Bead <input type="checkbox"/> Square				<input type="checkbox"/> 2.5" <input type="checkbox"/> _____	<input type="checkbox"/> 2.5" <input type="checkbox"/> _____	<input type="checkbox"/> 2.5" <input type="checkbox"/> _____	<input type="checkbox"/> 2.5" <input type="checkbox"/> _____
	<input type="checkbox"/> Raised <input type="checkbox"/> Flat <input type="checkbox"/> Glass <input type="checkbox"/> Slab	<input type="checkbox"/> Bead <input type="checkbox"/> Square	<input type="checkbox"/> Bead <input type="checkbox"/> Square				<input type="checkbox"/> 2.5" <input type="checkbox"/> _____	<input type="checkbox"/> 2.5" <input type="checkbox"/> _____	<input type="checkbox"/> 2.5" <input type="checkbox"/> _____	<input type="checkbox"/> 2.5" <input type="checkbox"/> _____
	<input type="checkbox"/> Raised <input type="checkbox"/> Flat <input type="checkbox"/> Glass <input type="checkbox"/> Slab	<input type="checkbox"/> Bead <input type="checkbox"/> Square	<input type="checkbox"/> Bead <input type="checkbox"/> Square				<input type="checkbox"/> 2.5" <input type="checkbox"/> _____	<input type="checkbox"/> 2.5" <input type="checkbox"/> _____	<input type="checkbox"/> 2.5" <input type="checkbox"/> _____	<input type="checkbox"/> 2.5" <input type="checkbox"/> _____
	<input type="checkbox"/> Raised <input type="checkbox"/> Flat <input type="checkbox"/> Glass <input type="checkbox"/> Slab	<input type="checkbox"/> Bead <input type="checkbox"/> Square	<input type="checkbox"/> Bead <input type="checkbox"/> Square				<input type="checkbox"/> 2.5" <input type="checkbox"/> _____	<input type="checkbox"/> 2.5" <input type="checkbox"/> _____	<input type="checkbox"/> 2.5" <input type="checkbox"/> _____	<input type="checkbox"/> 2.5" <input type="checkbox"/> _____
	<input type="checkbox"/> Raised <input type="checkbox"/> Flat <input type="checkbox"/> Glass <input type="checkbox"/> Slab	<input type="checkbox"/> Bead <input type="checkbox"/> Square	<input type="checkbox"/> Bead <input type="checkbox"/> Square				<input type="checkbox"/> 2.5" <input type="checkbox"/> _____	<input type="checkbox"/> 2.5" <input type="checkbox"/> _____	<input type="checkbox"/> 2.5" <input type="checkbox"/> _____	<input type="checkbox"/> 2.5" <input type="checkbox"/> _____

MDF Door Styles 1 - 17




01




02




03



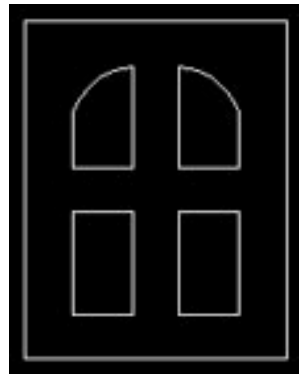
04




05




06



07




08




09



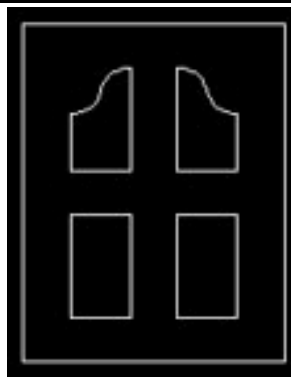
10



11




12



13



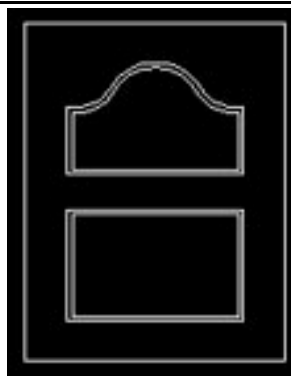
14




15



16



17



17